

## LCD Time Relays – Type 910



- Easy to operate using over decade keyboard
- No external voltage supply, because of internal replaceable lithium battery
- High contrast, 2-line LCD-Display, 5-digit, with many symbols for easy operation and reading
- 9 programmable time ranges from 0.20 seconds up to 99 999 hours
- Resolution up to 0.01 seconds
- Inputs for start and reset
  - universal inputs for 12 ... 260 V AC/DC
- 8 timing modes
  - ON Delay, OFF Delay
  - One shot and Single Shot
  - Repeat cycle modes: Delay, Cycle, Symmetrical delay
- 3 programmable activation modes
- Relay contacts rated at 8 A programmable to NO or NC
- Protection IP 65
- Plug-in connector

### Technical data:

Voltage supply:	2 x 3 V ½AA replaceable lithium batteries, service life > 10 years or 500 000 relay changes
Timing and Reset inputs:	12 ... 260 V AC/DC, impedance 180 kΩ min. impulse 20 ms, (optocoupler)
Display (time):	5-digit LCD-Display; 6.5 mm [0.256"] high
(set time, mode):	5-digit LCD-Display; 3.5 mm [0.138"] high
Accuracy:	+50/-20 ms respectively 0,5 % of setting time (higher value counts)
Repetition accuracy:	0.3 % of setting time
Operating temperature:	-10 ... +60 °C [14 ... 140 °F]
Storage temperature:	-20 ... +70 °C [-4 ... 158 °F]
Altitude:	up to 2000 m
Relative humidity:	80 % max. up to 31 °C [87.8 °F]; decreasing to max. 50 % at 40 °C [104 °F]
Protection:	IP 65 with delivered gasket
Weight:	approx. 80 g [2.822 oz]

### Output relays

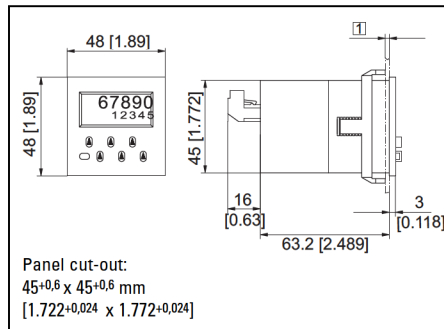
Contact connection:	SPTST voltage free contacts programmable as NO or NC
Contact capacitance:	250 V AC at 8 A; cos j = 1 250 V AC at 5 A; cos j = 0,4 30 V DC at 8 A; cos j = 1
Reaction time:	< 20 ms
Expected life:	2 A ohmic load 1000000 switching cycles
EMC:	CE-conform to EC-guideline 89/36/EWG
Electromagnetic radiation:	EN 61000-6-4/EN 55011 class B
Electromagnetic immunity:	EN 61000-6-2

### Time ranges

1 s ... 99999 s; 0.2 s ... 9999.9 s; 0.02 ... 999.99 s;  
1 min ... 99999 min; 0,1 min ... 9999.9 min; 0.01 min ... 999.99 min;  
1 h ... 99999 h; 0.1 h ... 9999.9 h; 0.01 h ... 999.99 h

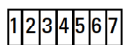
Timers

### Dimensions:

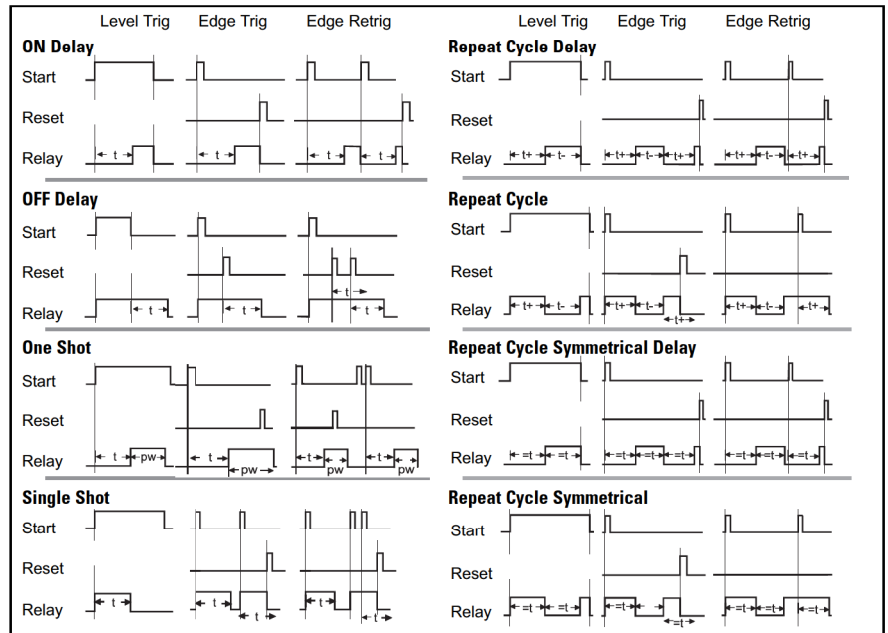


- 1 Max. 10,5 [0.413]  
at front panel 3  
max. 9,5 [0.374]

### Connections:



### Timing modes:



1	Common for terminals 2 + 3	
2	Timing input, programmable as level or edge triggered	These inputs can be 12 ... 260 V AC/DC. For DC input the polarity is unimportant
3	Reset input	
4/5	Voltage free relay contacts, programmable as NO or NC	
6/7	Connect together to disable front panel keys	

### Order code:

Order-No.: 0.910.010.800 (standard stock model)